

Light Efficiency:

0 Lumen/Watt

Dominant Wavelength:

435nm

Output:

203lm

Power:

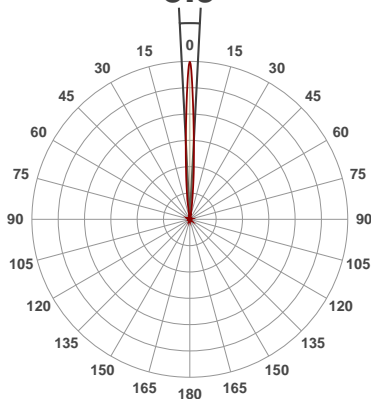
629W

Peak:

9247cd

Beam Angle

5.9°



Product Name:

Platinum FLX

Test:

Beam UV color wheel

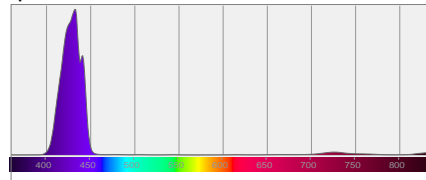
Zoom Out

Date:

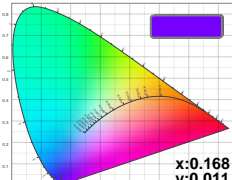
1/26/2018

Note:

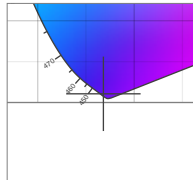
Spectral Distribution



Color Coordinates



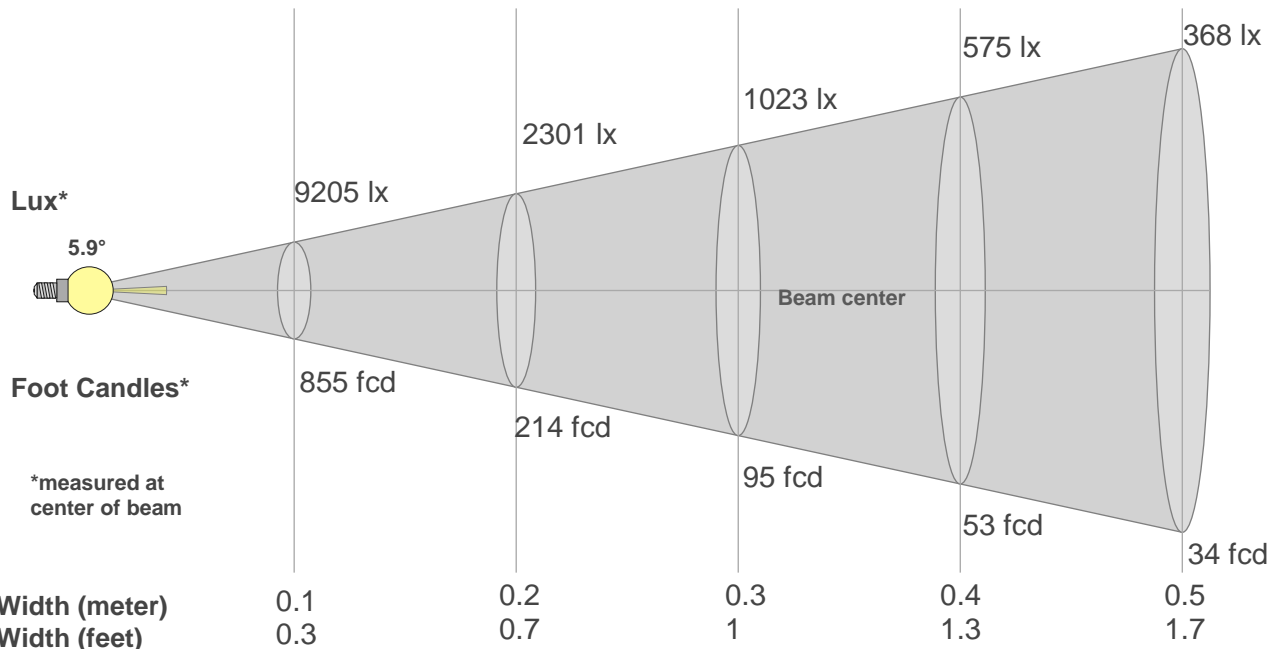
Zoom Color Point



Distance (meter)

Distance (feet)

1 3.3 2 6.6 3 9.8 4 13.1 5 16.4



Beam Width (meter)

Beam Width (feet)

Beam Angle 50%	Field Angle 10%	Cutoff Angle 2,5%	Intensity Ratio in 120° Cone	Intensity Ratio in 90° Cone
5.9°	15.3°	17.9°	90.5%	88.7%

Beam Intensities from 1-20m

m	1	2	3	4	5	6	7	8	9	10	11	12	13	14	15	16	17	18	19	20
ft	3.3	6.6	9.8	13.1	16.4	19.7	23	26.2	29.5	32.8	36.1	39.4	42.7	45.9	49.2	52.5	55.8	59.1	62.3	65.6
lx	9205	2301	1023	575	368	256	188	144	114	92	76	64	54	47	41	36	32	28	25	23
fcd	855.2	213.8	95	53.4	34.2	23.8	17.5	13.4	10.6	8.6	7.1	5.9	5.1	4.4	3.8	3.3	3	2.6	2.4	2.1